

RECEIVED

2008 APR 11 AM 8:06

IDAHO PUBLIC
UTILITIES COMMISSION

ANNUAL REPORT

OF

EAG-W

Eagle Water Company

NAME

Eagle, Idaho 83616

ADDRESS

TO THE

IDAHO PUBLIC

UTILITIES COMMISSION

FOR THE

YEAR ENDED December 31, 2007

**ANNUAL REPORT FOR WATER UTILITIES TO
THE IDAHO PUBLIC UTILITIES COMMISSION
FOR THE YEAR ENDING December 31, 2007**

COMPANY INFORMATION

1 Give full name of utility Eagle Water Company

2 Date of Organization 3/14/1974

3 Organized under the laws of the state of Idaho

4 Address of Principal Office (number & street) 188 W. State Street, Suite 4

5 P.O. Box (if applicable) P O Box 455

6 City Eagle

7 State Idaho

8 Zip Code 83616

9 Organization (proprietor, partnership, corp.) Corporation

10 Towns, Counties served Eagle, Ada County, Idaho

11 Are there any affiliated companies? No

If yes, attach a list with names, addresses & descriptions. Explain any services provided to the utility.

12 Contact Information	Name	Phone No.
President (Owner)	Robert V. DeShazo	939-0242
Vice President	Roland Jones	
Secretary	Betty Holt	939-0242
General Manager	Norman Revels	939-0242
Complaints or Billing	Betty Holt	939-0242
Engineering	Jim Rees, MTC Engineers	
Emergency Service	Norman Revels	939-0242
Accounting	Betty Holt, 939-0242, or Geneva Trent	939-8206

13 Were any water systems acquired during the year or any additions/deletions made to the service area during the year? No

If yes, attach a list with names, addresses & descriptions. Explain any services provided to the utility.

14 Where are the Company's books and records kept?

Street Address 188 W. State Street, Suite 4

City Eagle

State Idaho

Zip 83616

NAME: Eagle Water Company

COMPANY INFORMATION (Cont.)

For the Year Ended 12/31/2007

15 Is the system operated or maintained under a service contract? No

16 **If yes:** With whom is the contract? _____
When does the contract expire? _____
What services and rates are included? _____

17 Is water purchased for resale through the system? No

18 **If yes:** Name of Organization _____
Name of owner or operator _____
Mailing Address _____
City _____
State _____
Zip _____

	Gallons/CCF	\$Amount
Water Purchased		

19 Has any system(s) been disapproved by the Idaho Division of Environmental Quality? No

If yes, attach full explanation

20 Has the Idaho Division of Environmental Quality recommended any improvements? Yes

If yes, attach full explanation At this time there are no recommended improvements

21 Number of Complaints received during year concerning:
Quality of Service 1
High Bills 1
Disconnection 1

22 Number of Customers involuntarily disconnected 3

23 Date customers last received a copy of the Summary of Rules required by IDAPA 31.21.01.701? July 2007

Attach a copy of the Summary

24 Did significant additions or retirements from the Plant Accounts occur during the year? NO

If yes, attach full explanation and an updated system map

NAME: Eagle Water Company

REVENUE & EXPENSE DETAIL

For the Year Ended 12/31/2007

ACCT #	DESCRIPTION		
<u>400 REVENUES</u>			
1	460	Unmetered Water Revenue	
2	461.1	Metered Sales - Residential	<u>557,577.33</u>
3	461.2	Metered Sales - Commercial, Industrial	<u>224,556.08</u>
4	462	Fire Protection Revenue	
5	464	Other Water Sales Revenue	
6	465	Irrigation Sales Revenue	
7	466	Sales for Resale	
8	400	Total Revenue (Add Lines 1 - 7) (also enter result on Page 4, line 1)	<u>782,133.41</u>
9	* DEQ Fees Billed separately to customers		Booked to Acct # _____
10	** Hookup or Connection Fees Collected	<u>52,171.00</u>	Booked to Acct # <u>271</u>
11	***Commission Approved Surcharges Collected	<u>138,854.35</u>	Booked to Acct # <u>253</u>
<u>401 OPERATING EXPENSES</u>			
12	601.1-6	Labor - Operation & Maintenance	<u>34,044.30</u>
13	601.7	Labor - Customer Accounts	<u>98,304.69</u>
14	601.8	Labor - Administrative & General	<u>22,554.27</u>
15	603	Salaries, Officers & Directors	<u>37,203.50</u>
16	604	Employee Pensions & Benefits	<u>26,739.02</u>
17	610	Purchased Water	
18	615-16	Purchased Power & Fuel for Power	<u>92,261.37</u>
19	618	Chemicals	
20	620.1-6	Materials & Supplies - Operation & Maint.	<u>9,338.44</u>
21	620.7-8	Materials & Supplies - Administrative & General	<u>29,068.27</u>
22	631-34	Contract Services - Professional	<u>46,156.33</u>
23	635	Contract Services - Water Testing	
24	636	Contract Services - Other	
25	641-42	Rentals - Property & Equipment	<u>20,944.08</u>
26	650	Transportation Expense	<u>7,788.92</u>
27	656-59	Insurance	<u>40,817.47</u>
28	660	Advertising	
29	666	Rate Case Expense (Amortization)	
30	667	Regulatory Comm. Exp. (Other except taxes)	
31	670	Bad Debt Expense	
32	675	Miscellaneous	<u>-</u>
33	Total Operating Expenses (Add lines 12 - 32, also enter on Pg 4, line 2)		<u>465,220.66</u>

Name: Eagle Water company

INCOME STATEMENT

For Year Ended 12/31/2007

ACCT #	DESCRIPTION	
1	Revenue (From Page 3, line 8)	<u>782,133.41</u>
2	Operating Expenses (From Page 3, line 33)	<u>465,220.66</u>
3 403	Depreciation Expense	<u>47,464.98</u>
4 406	Amortization, Utility Plant Aquisition Adj.	<u> </u>
5 407	Amortization Exp. - Other	<u> </u>
6 408.10	Regulatory Fees (PUC)	<u>2,272.33</u>
7 408.11	Property Taxes	<u>15,297.62</u>
8 408.12	Payroll Taxes	<u>17,387.13</u>
9A 408.13	Other Taxes (list) DEQ Fees	<u>8,241.00</u>
9B	Franchise Fees	<u>9,400.81</u>
9C	Other fees & licenses	<u>120.85</u>
9D		<u> </u>
10 409.10	Federal Income Taxes	<u> </u>
11 409.11	State Income Taxes	<u>20.00</u>
12 410.10	Provision for Deferred Income Tax - Federal	<u> </u>
13 410.11	Provision for Deferred Income Tax - State	<u> </u>
14 411	Provision for Deferred Utility Income Tax Credits	<u> </u>
15 412	Investment Tax Credits - Utility	<u> </u>
16	Total Expenses from operations before interest (add lines 2-15)	<u>565,425.38</u>
17 413	Income From Utility Plant Leased to Others	<u> </u>
18 414	Gains (Losses) From Disposition of Utility Plant	<u> </u>
19	Net Operating Income (Add lines 1, 17 & 18 less line 16)	<u>216,708.03</u>
20 415	Revenues, Merchandizing Jobbing and Contract Work	<u>361,505.17</u>
21 416	Expenses, Merchandizing, Jobbing & Contracts	<u>565,417.56</u>
22 419	Interest & Dividend Income	<u>973.18</u>
23 420	Allowance for Funds used During Construction	<u> </u>
24 421	Miscellaneous Non-Utility Income	<u> </u>
25 426	Miscellaneous Non-Utility Expense	<u> </u>
26 408.20	Other Taxes, Non-Utility Operations	<u> </u>
27 409-20	Income Taxes, Non-Utility Operations	<u> </u>
28	Net Non-Utility Income (Add lines 20,22,23 & 24 less lines 21,25,26, & 27)	<u>(202,939.21)</u>
29	Gross Income (add lines 19 & 28)	<u>13,768.82</u>
30 427.3	Interest Exp. on Long-Term Debt	<u>3,427.40</u>
31 427.5	Other Interest Charges	<u>-</u>
32	NET INCOME (Line 29 less lines 30 & 31) (Also Enter on Pg 9, Line 2)	<u>10,341.42</u>

Name: Eagle Water Company

ACCOUNT 101 PLANT IN SERVICE DETAIL
For Year Ended 12/31/2007

SUB ACCT #	DESCRIPTION	Balance Beginning of Year	Added During Year	Removed During Year	Balance End of Year
1 301	Organization	13,857			13,857
2 302	Franchises and Consents				-
3 303	Land & Land Rights	19,100			19,100
4 304	Structures and Improvements	15,200			15,200
5 305	Collecting & Impounding Reservoirs				-
6 306	Lake, River & Other Intakes				-
7 307	Wells	591,851	9,934		601,785
8 308	Infiltration Galleries & Tunnels				-
9 309	Supply Mains	12,882			12,882
10 310	Power Generation Equipment	20,236			20,236
11 311	Power Pumping Equipment	202,123	47,200		249,323
12 320	Purification Systems				-
13 330	Distribution Reservoirs & Standpipes	48,015			48,015
14 331	Trans. & Distrib. Mains & Accessories	967,151			967,151
15 333	Services				-
16 334	Meters and Meter Installations	249,836	16,630		266,467
17 335	Hydrants	4,200			4,200
18 336	Backflow Prevention Devices				-
19 339	Other Plant & Misc. Equipment				-
20 340	Office Furniture and Equipment	15,296			15,296
21 341	Transportation Equipment	30,175			30,175
22 342	Stores Equipment				-
23 343	Tools, Shop and Garage Equipment	14,386			14,386
24 344	Laboratory Equipment				-
25 345	Power Operated Equipment				-
26 346	Communications Equipment				-
27 347	Miscellaneous Equipment	2,291			2,291
28 348	Other Tangible Property				-
29	TOTAL PLANT IN SERVICE	2,206,599	73,764	-	2,280,363

(Add lines 1 - 28)

Enter beginning & end of year totals on Pg 7, Line 1

Name: Eagle Water Company

ACCUMULATED DEPRECIATION ACCOUNT 108.1 DETAIL

For Year Ended 12/31/2007

SUB ACCT #	DESCRIPTION	Depreciation Rate %	Balance Beginning of Year	Balance End of Year	Increase or (Decrease)
1 304	Structures and Improvements		9,165	9444.71	280
2 305	Collecting & Impounding Reservoirs				-
3 306	Lake, River & Other Intakes				-
4 307	Wells		118,217	136,470	18,253
5 308	Infiltration Galleries & Tunnels				-
6 309	Supply Mains		3,220	3,478	258
7 310	Power Generation Equipment		20,236	20,236	-
8 311	Power Pumping Equipment		89,189	100,041	10,853
9 320	Purification Systems				-
10 330	Distribution Reservoirs & Standpipes		48,015	48,015	-
11 331	Trans. & Distrib. Mains & Accessories		171,420	182,022	10,602
12 333	Services				-
13 334	Meters and Meter Installations		31,177	36,362	5,185
14 335	Hydrants		977	1,012	34
15 336	Backflow Prevention Devices				-
16 339	Other Plant & Misc. Equipment				-
17 340	Office Furniture and Equipment		15,296	15,296	-
18 341	Transportation Equipment		28,175	30,175	2,000
19 342	Stores Equipment				-
20 343	Tools, Shop and Garage Equipment		13,069	13,069	-
21 344	Laboratory Equipment				-
22 345	Power Operated Equipment				-
23 346	Communications Equipment				-
24 347	Miscellaneous Equipment		2,291	2,291	-
25 348	Other Tangible Property				-
26	TOTALS (Add Lines 1 - 25)		550,447	597,911	47,465

Enter beginning & end of year totals on Pg 7, Line 7

Name: Eagle Water Company

BALANCE SHEET

For Year Ended 12/31/2007

<u>ASSETS</u>			Balance	Balance	Increase
ACCT #	DESCRIPTION		Beginning of Year	End of Year	or (Decrease)
1	101	Utility Plant in Service (From Pg 5, Line 29)	2,206,599	2,280,363	73,764
2	102	Utility Plant Leased to Others			-
3	103	Plant Held for Future Use			-
4	105	Construction Work in Progress			-
5	114	Utility Plant Aquisition Adjustment			-
6		Subtotal (Add Lines 1 - 5)	2,206,599	2,280,363	73,764
7	108.1	Accumulated Depreciation (From Pg 6, Line 26)	550,447	597,911	47,465
8	108.2	Accum. Depr. - Utility Plant Lease to Others			-
9	108.3	Accum. Depr. - Property Held for Future Use			-
10	110.1	Accum. Amort. - Utility Plant in Service			-
11	110.2	Accum. Amort. - Utility Plant Lease to Others			-
12	115	Accumulated Amortization - Aquisition Adj.			-
13		Net Utility Plant (Line 6 less lines 7 - 12)	1,656,153	1,682,452	26,299
14	123	Investment in Subsidiaries			-
15	125	Other Investments			-
16		Total Investments (Add lines 14 & 15)			-
17	131	Cash	207,261	248,870	41,609
18	135	Short Term Investments			-
19	141	Accts/Notes Receivable - Customers	12,449	27,973	15,525
20	142	Other Receivables	15,117	12,223	(2,894)
21	145	Receivables from Associated Companies			-
22	151	Materials & Supplies Inventory			-
23	162	Prepaid Expenses			-
24	173	Unbilled (Accrued) Utility Revenue			-
25	143	Provision for Uncollectable Accounts			-
26		Total Current (Add lines 17 -24 less line 25)	234,826	289,066	54,240
27	181	Unamortized Debt Discount & Expense			-
28	183	Preliminary Survey & Investigation Charges			-
29	184	Deferred Rate Case Expenses			-
30	186	Other Deferred Charges	2,496,189	2,488,586	(7,603)
		A/R Construct'n			
31		Total Assets (Add lines 13, 16 & 26 - 30)	4,387,168	4,460,104	72,936

Name: Eagle Water Company

BALANCE SHEET

For Year Ended 12/31/2007

LIABILITIES & CAPITAL		Balance	Balance	Increase
ACCT #	DESCRIPTION	Beginning of Year	End of Year	or (Decrease)
1	201-3 Common Stock	20,000	20,000	-
2	204-6 Preferred Stock			-
3	207-13 Miscellaneous Capital Accounts	63,702	63,702	-
4	214 Appropriated Retained Earnings			-
5	215 Unappropriated Retained Earnings	1,107,656	1,117,998	10,342
6	216 Reacquired Capital Stock			-
7	218 Proprietary Capital			-
8	Total Equity Capital (Add Lines 1-5+7 less line 6)	1,191,358	1,201,700	10,342
9	221-2 Bonds			-
10	223 Advances from Associated Companies			-
11	224 Other Long - Term Debt	15,170	4,898	(10,272)
12	231 Accounts Payable	128,822	144,716	15,894
13	232 Notes Payable	40,126	25,291	(14,835)
14	233 Accounts Payable - Associated Companies			-
15	235 Customer Deposits (Refundable)			-
16	236.11 Accrued Other Taxes Payable	14,519	9,684	(4,835)
17	236.12 Accrued Income Taxes Payable			-
18	236.2 Accrued Taxes - Non-Utility			-
19	237-40 Accrued Debt, Interest & Dividends Payable		-	-
20	241 Misc. Current & Accrued Liabilities			-
21	251 Unamortized Debt Premium			-
22	252 Advances for Construction	18,065	-	(18,065)
23	253 Other Deferred Liabilities	85,242	127,778	42,536
24	255.1 Accumulated Investment Tax Credits - Utility			-
25	255.2 Accum. Investment Tax Credits - Non-Utility			-
26	261-5 Operating Reserves			-
27	271 Contributions in Aid of Construction	2,893,867	2,946,038	52,171
28	272 Accum. Amort. of Contrib. in Aid of Const. **			-
29	281-3 Accumulated Deferred Income Taxes			-
30	Total Liabilities (Add lines 9 - 29)	3,195,810	3,258,404	62,594
31	TOTAL LIAB & CAPITAL (Add lines 8 & 30)	4,387,168	4,460,104	72,936

** Only if Commission Approved

Name: Eagle Water Company

STATEMENT OF RETAINED EARNINGS

For Year Ended 12/31/2007

1	Retained Earnings Balance @ Beginning of Year	<u>1,107,656.41</u>
2	Amount Added from Current Year Income (From Pg 4, Line 32)	<u>10,341.42</u>
3	Other Credits to Account	<u> </u>
4	Dividends Paid or Appropriated	<u> </u>
5	Other Distributions of Retained Earnings	<u> </u>
6	Retained Earnings Balance @ End of Year	<u><u>1,117,997.83</u></u>

CAPITAL STOCK DETAIL

	Description (Class, Par Value etc.)	No. Shares Authorized	No. Shares Outstanding	Dividends Paid
7	Common	20,000	20,000	-0-

DETAIL OF LONG-TERM DEBT

	Description	Interest Rate	Year-end Balance	Interest Paid	Interest Accrued
8	Note Payable - Nyborg	12% - 14%	\$4,897.56	\$476.15	\$9.64

Name: Eagle Water Company

SYSTEM ENGINEERING DATA

For Year Ended 12/31/2007

1 Provide an updated system map if significant changes have been made to the system during the year.

2 Water Supply:

Pump Designation or location	Rated Capacity (gpm)	Type of Treatment: (None, Chlorine Fluoride Filter etc.)	Annual Production (000's Gal.)	Water Supply Source (Well, Spring, Surface Wtr)
# 1	600 gpm	none		well
# 2	400 gpm	none		well
# 3	400 gpm	none		well
# 4	variable to 2,500	none		well
# 6	variable to 2,500	none		well
#7	variable to 1345	none		well

3 System Storage:

Storage Designation or Location	Total Capacity 000's Gal.	Usable Capacity 000's Gal.	Type of Reservoir (Elevated, Pressurized, Boosted)	Construction (Wood, Steel Concrete)
W/H #2	90,000	90,000	Boosted	Concrete

(Duplicate form and attach if necessary. Asterisk facilities added this year.)

Name: Eagle Water Company

**SYSTEM ENGINEERING DATA
(continued)**

For Year Ended 12/31/2007

4 Pump information for ALL system pumps, including wells and boosters.

Designation or Location & Type of Pump**	Horse Power	Rated Capacity (gpm)	Discharge Pressure (psi)	Energy Used This Year
W/H # 1 Sub. Berkley	50	600		
W/H # 2 Sub. Berkley	20	400		
W/H # 3 Sub. Berkley	20	400		
W/H # 4 Layne & Bowler	variable 250	up to 2,500		
W/H # 6 Layne & Bowler	variable 250	up to 2,500		
W/H # 2 Pacific	25	450		
W/H # 2 Pacific	15	220		
W/H # 2 Pacific	25	450		
WH # 7 American Marsh	variable 200	up to 1,345		

**** Submit pump curves unless previously provided or unavailable. Asterisk facilities added this year.
Attach additional sheets if inadequate space is available on this page.**

- 5 If Wells are metered:
- What was the total amount pumped this year? 858,421,000 ga
 - What was the total amount pumped during peak month? 146,504,000 ga
 - What was the total amount pumped on the peak day? 5,459,000 gal.
- 6 If customers are metered, what was the total amount sold in peak month? 134,862,618
- 7 Was your system designed to supply fire flows? yes
If Yes: What is current system rating? 3
- 8 How many times were meters read this year? 12
 During which months? January through December
- 9 How many additional customers could be served with no system improvements
 except a service line and meter? moratorium
 How many of those potential additions are vacant lots? moratorium
- 10 Are backbone plant additions anticipated during the coming year? moratorium
If Yes, attach an explanation of projects and anticipated costs!
- 11 In what year do you anticipate that the system capacity (supply, storage or distribution)
 will have to be expanded? _____

Name: Eagle Water Company

SYSTEM ENGINEERING DATA
(continued)

For Year Ended 12/31/2007

FEET OF MAINS

1	Pipe Size	In Use Beginning Of Year	Installed During Year	Abandoned During Year	In Use End of Year
	1 1/2"	13,410	230	-0-	13,640
	2"	1,701	800	-0-	2,501
	4"	9,654	0	-0-	9,654
	6"	43,356	0	-0-	43,356
	8"	132,864	1,000	-0-	133,864
	10"	20	0	-0-	20
	12"	78,972	120	-0-	79,092

CUSTOMER STATISTICS


		Number of Customers		Thousands of Gallons Sold	
		This Year	Last Year	This Year	Last Year
2	Metered:				
2A	Residential	2921	2885	594,115,294	565,567,713
2B	Commercial	415	372	221,898,643	201,495,029
2C	Industrial				
3	Flat Rate:				
3A	Residential	0	0		
3B	Commercial	1	1		
3C	Industrial	0	0		
4	Private Fire Protection				
5	Public Fire Protection				
6	Street Sprinkling				
7	Municipal, Other				
8	Other Water Utilities				
	TOTALS (Add lines 2 through 8)	3337	3258	816,013,937	767,062,742

CERTIFICATE

State of Idaho)
) ss
County of Ada)

WE, the undersigned _____ **Robert V. DeShazo**
and _____ **Betty Holt**
of the _____ **Eagle Water Company**

utility, on our oath do severally say that the foregoing report has been prepared under our direction, from the original books, papers and records of said utility; that we have carefully examined same, and declare the same to be a correct statement of the business and affairs of said utility for the period covered by the report in respect to each and every matter and thing therein set forth, to the best of our knowledge, information and belief.




(Chief Officer)



(Officer in Charge of Accounts)

Subscribed and Sworn to Before Me


this 9th day of April, 2008



NOTARY PUBLIC

**My Commission Expires On
July 13, 2013**

My Commission Expires _____



gdl/excel/jnelson/anulrpts/wtrannualrpt